

Friday 3rd October  
Morning Challenge

**Work out these calculations:**

$$1.7 \times 3 =$$

$$2.9 \times 5 =$$

$$3.16 \text{ divided by } 4 =$$

$$4.55 \text{ divided by } 5 =$$

$$5.65 + \underline{\hspace{2cm}} = 100$$

$$6.36 + 23 =$$

$$7.75 - 40 =$$

$$8.57 - 34 =$$

# Friday 3rd October

## Dictation

1.  
2.  
3.  
4.

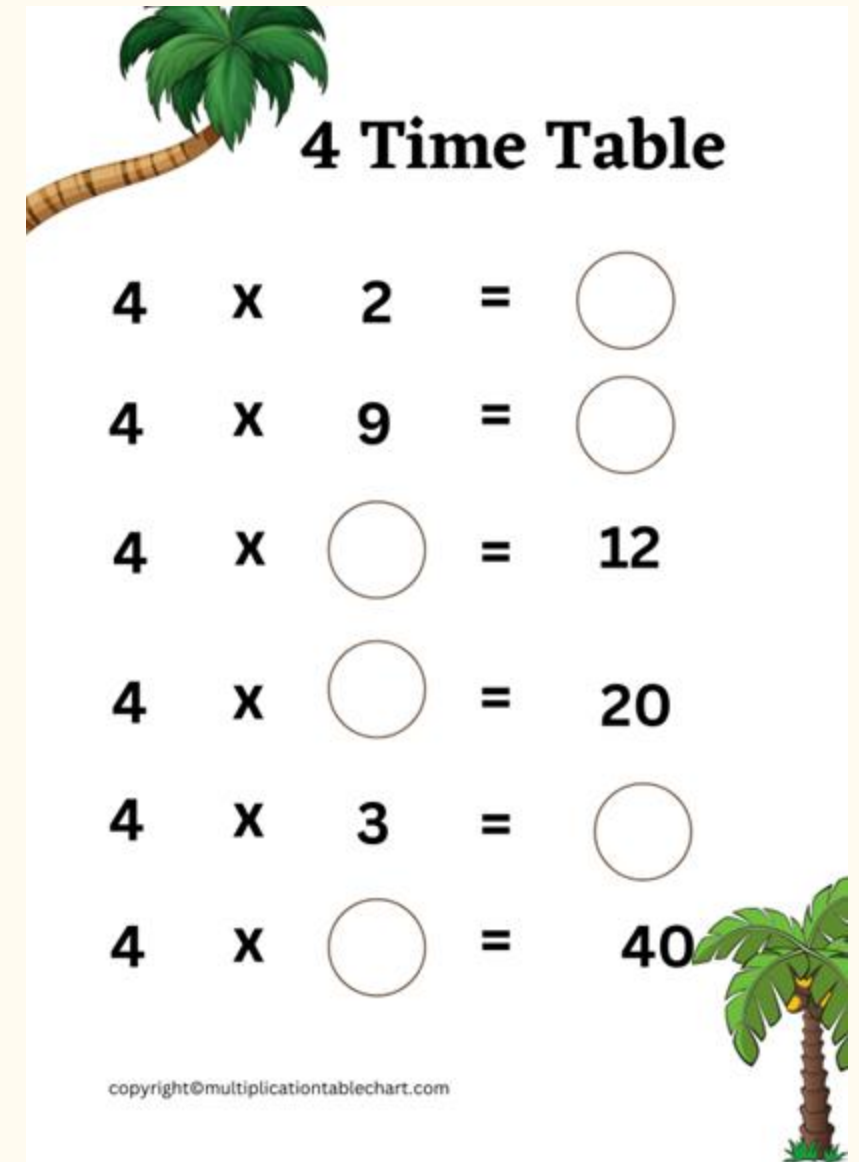


03.10.25

# Times tables

4 Times Table Song (APT be Rosé and Bruno Mars)

Answer these 4 times table sums and stick them in the back of your book.



**4 Time Table**

4	x	2	=	<input type="text"/>
4	x	9	=	<input type="text"/>
4	x	<input type="text"/>	=	12
4	x	<input type="text"/>	=	20
4	x	3	=	<input type="text"/>
4	x	<input type="text"/>	=	40

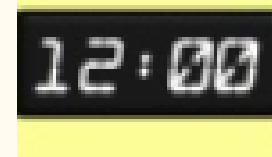
copyright©multiplicationtablechart.com

03.10.25

TBAT: to read a digital clock.

3 in 3

What time is on this digital clock?



What time is on this digital clock?



What time is on this analogue clock?



03.10.25

TBAT: to read a digital clock.

Blue

What is the similarities between an analogue clock and a digital clock?

Green

What is the differences between an analogue clock and digital clock?

Where do you see a digital c

03.10.25

TBAT: to read a digital clock.

We will look at the different times on a digital clock.

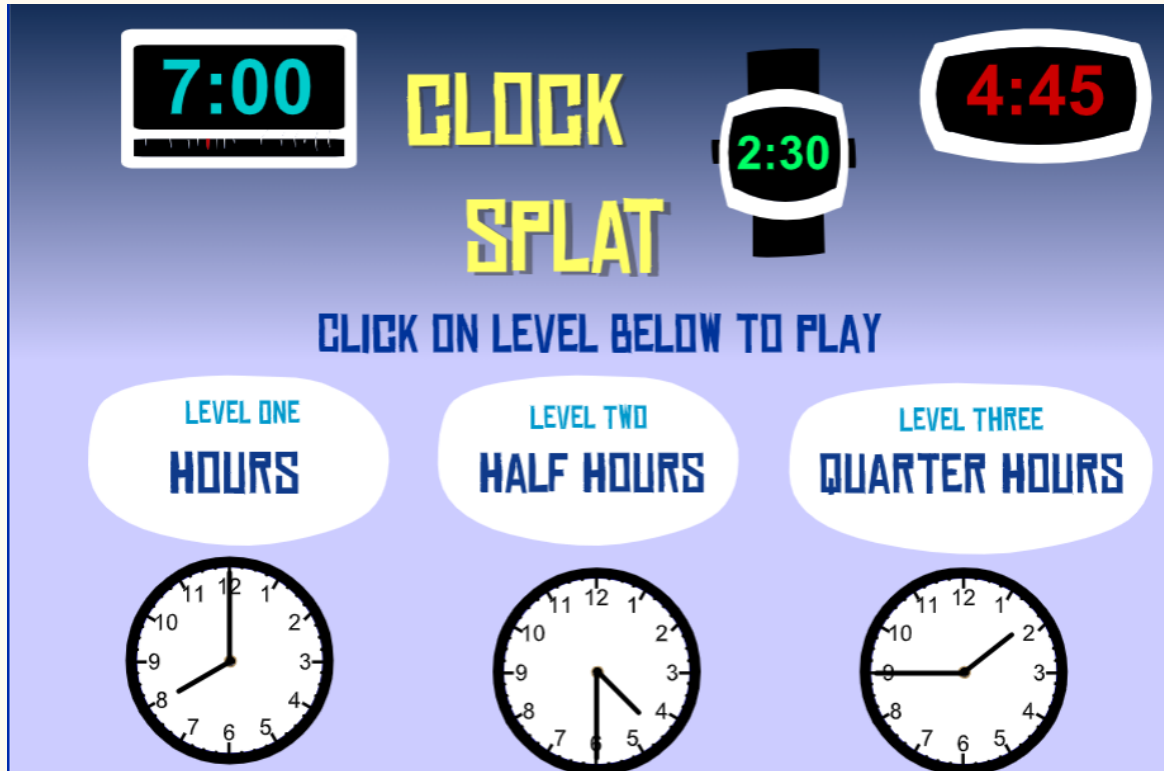
On your whiteboard write down the written times that match the digital clock.



[Teaching Clock](#)

03.10.25

TBAT: to read a digital clock.




[Clock Splat - Math Game - Sheppard  
Software Educational Games for kids](#)

# 03.10.25

## TBAT: to read a digital clock.

Independent task:



### Challenge:

Ben looked at the digital clock. It showed: 08:45.

He says, "It's nearly lunchtime!"

Question:

Is Ben right?

Circle YES or NO.

Bonus Question:

How many minutes until it is 12:00 lunchtime?

### Mastery:

3. What time did each of the children set their alarm for?



Grace

I set my alarm for between 7 o'clock and half past 7.



Daniel

I set my alarm to get up later than Grace.



James

I set my alarm to get up earlier than Grace.



Alfie

I set my alarm to get up earlier than James.

Find 3 possible answer.  
Write your answers in digital format.

### Mastery Greater Depth:

9a. Tiana arrives at the airport at 10:28.  
Her plane leaves at 10:15.



Tiana

I arrived early so that I had plenty of time to shop and eat before checking in for my flight.

Is Tiana Correct?  
Explain how you know.



R



Friday 3rd October

1. TBAT: edit and improve a set of instructions.

3 in 3 (on whiteboards)

Ask an adult to help you turn on the oven to 180°C (350°F).  
Put the flour, sugar, and baking powder in a big bowl. Mix it up!  
Crack the eggs into the bowl. Add the melted butter and milk.  
Mix everything together until it's smooth (use a spoon or whisk).  
Pour the mix into a baking pan (ask an adult to help grease it first).  
Bake for 30 minutes. Ask an adult to help check if it's ready.  
Let the cake cool, then enjoy! 🍰

1. What are the first three things you put in the bowl?
2. What should you do before putting the cake in the oven?
3. How long does the cake bake for?

Friday 3rd October

TBAT: edit and improve a set of instructions.


Look at the following steps from our instructions. What do we need to check for when editing? Let's edit these as a class.

first fill up your pot with soile carefully. make shore its not to hard and flat.

next, put some seed's in. Push them in to deep and they might grow.

then cover the seed with dirt and press it hard so it stay.

# Instructions



## Do your instructions include...

a heading and sub-headings?	
a simple introduction with a few sentences?	
a list of equipment, ingredients or what is needed?	
a method or list of steps in chronological order?	
imperative verbs?	
time conjunctions to clarify steps?	
adverbs to clarify verbs and steps?	
accurate descriptions and technical language?	
prepositions to clarify time, place and cause?	
subordinating conjunctions?	
bullet points or numbers?	
words from the year 3 and year 4 list?	
a conclusion sentence directed at the reader?	

## Time Conjunctions

First,	Next,	Then,
When,	While,	Before,
After that,	Now,	Finally,

## Examples of Prepositions within Instructions

Carefully, fold **over** one side...

Slowly, push the pin **into**...

Neatly, place the shape **onto**...

Tuck the corners **under** each other completely...

Twist the pipe cleaner **around** the pencil delicately...

Gently, thread the string **through**...

## Word Bank

how to	organise	release	
collect	replace	fasten	heat
place	utensils	fold	process
repeat	complete	turn	divide
use	gather	mix	along
measure	tools	cut	arrange
attach	hold	chop	prepare
begin	grip	stir	

## Subordinating Conjunctions

until	if	although	whether	.....
.....	because	as	once	

## Adverbs

- Thoroughly,...
- **Gently**,...
- Carefully,...
- **Safely**,...
- Neatly,...
- **Slowly**,...
- Quickly,...
- **Cautiously**,...
- Easily,...
- **Repeatedly**,...
- Frequently,...
- **Regularly**,...
- Completely,...
- **Delicately**,...
- Significantly,...
- **Often**,...
- Gingerly,...

## How to Grow a Plant

Have you ever wondered how to grow a strong and healthy plant? If you have, read on to find out.

You will need:

- A small plant pot
- Soil
- Seeds (sunflower)
- A small watering can
- A sunny place (like a windowsill or garden)

Instructions:

- **First**, **carefully** fill your plant pot with soil. Make sure the soil is loose and spread out **evenly**.
- **Next**, gently press one or two seeds into the soil using your finger. Don't push them too deep — just a little bit under the surface.
- **Then**, **lightly** cover the seeds with more soil and pat it down **softly** so the seeds stay in place.
- **After that**, **slowly** water the soil using your watering can. Be careful not to pour too **quickly** or the water might splash the soil out.
- **Each day**, check the soil with your finger. If it feels dry, water the plant **gently**. If it's still damp, wait another day before watering.
- **As time passes**, you'll see a tiny green shoot begin to grow. This means your plant is starting to grow!
- **Finally**, keep taking care of your plant by giving it sunlight and water when it needs it. Watch it grow taller and stronger every week!


# Editing your writing



Underline a section (sentence/phrase) if you're not happy/want to go back and change it



Unsure of spelling – need to check



Using smaller number as footnotes (to add to your writing)

Friday 3rd October

TBAT: edit and improve a set of instructions.

1. Finish writing your instructions.
2. Edit and improve your instructions.
3. Write them up in neat.

**Things to check for when editing and improving:**

1. Capital letters and lower-case letters. E.g. H h G g
2. Punctuation . ? ! ,
3. Missing words.
4. Verbs and adverbs to improve. E.g. Put -> Place carefully