
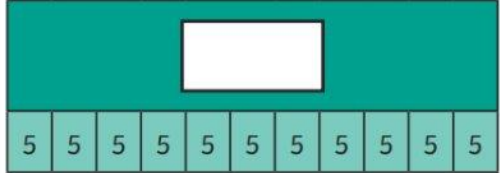


Wednesday 10th September 2025  
Morning challenge- 8:30am - 8:50am  
10/09/2025

Complete your  
morning challenge  
sheet then fold and  
stick in your  
challenge books.

Quiet reading.

5 Times Table Maths Mastery Mat														
<p>Draw an array to calculate the answer to this calculation.</p> $4 \times 5 = \square$	<p>Write a multiplication sentence to match this image.</p>  $\square \times \square = \square$	<p>Complete the bar model.</p> 												
<p>Fill in the missing boxes.</p> $45 \div \square = 5$ $\square \times 5 = 15$ $\square = 12 \times 5$	<p>Solve this problem.</p> <p>Felix only has 5p coins in his money box.</p> <p>He has 35p altogether.</p> <p>How many 5p coins are there in his money box?</p> <div style="text-align: center;"><math>\square</math></div>	<p>Complete the number sequences.</p> <table border="1" data-bbox="1949 971 2446 1063"><tr><td>25</td><td></td><td>35</td><td>40</td><td></td><td></td></tr></table> <table border="1" data-bbox="1949 1099 2446 1192"><tr><td></td><td>20</td><td>15</td><td></td><td></td><td></td></tr></table>	25		35	40				20	15			
25		35	40											
	20	15												

Wednesday 10th September 2025

Word work – 8.50am - 9.20am

TBAT: use coordinating conjunctions.

## Turn and talk

What are the co-ordinating conjunctions?

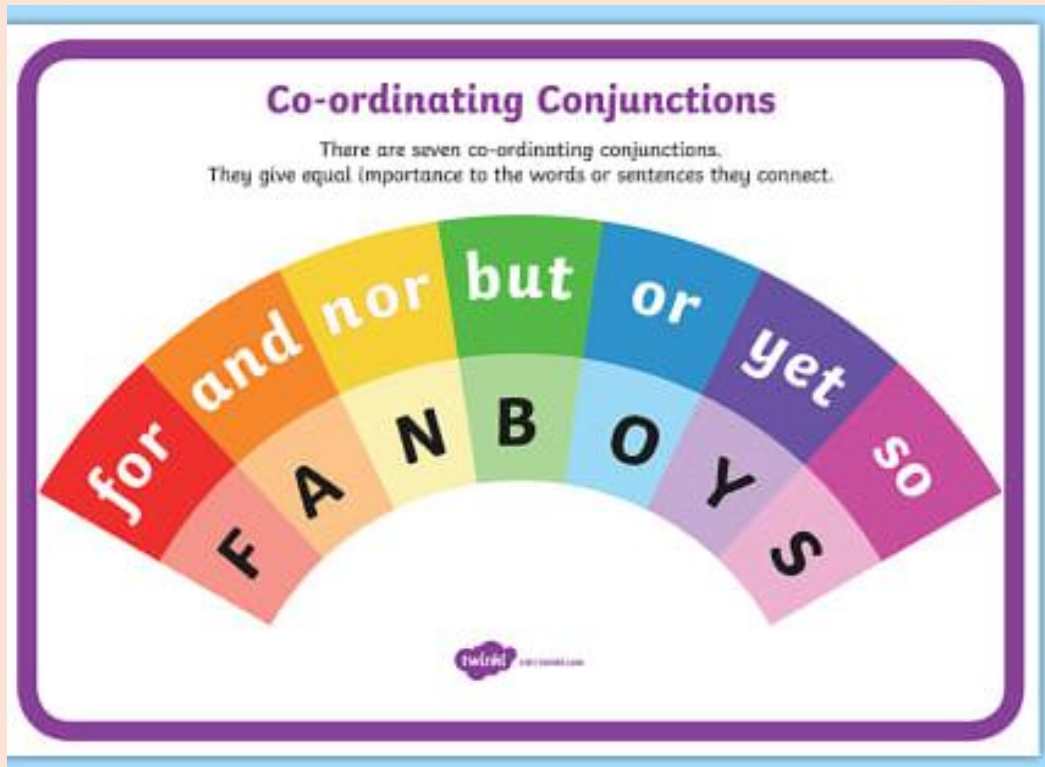
When would you use a co-ordinating conjunction?

Has the conjunction been used correctly in this sentence?

*It is raining outside nor I went out anyway.*

# Wednesday 10th September 2025

## TBAT: use coordinating conjunctions



👉 Think of them as “glue words” that stick equal things together.

**Coordinating conjunctions** are small words that **join two equal parts of a sentence** (like two words, phrases, or sentences).

The most common ones are remembered by the acronym **FANBOYS**:

- **For** → reason (because)
- **And** → addition
- **Nor** → negative addition
- **But** → contrast
- **Or** → choice
- **Yet** → contrast (like "but")
- **So** → result

Examples:

- I like tea **and** coffee.
- She was tired, **but** she kept working.
- Do you want pizza **or** pasta?
- He didn't call, **nor** did he text.

Wednesday 10th September 2025

TBAT: use coordinating conjunctions



Has the correct coordinating conjunction been used in these sentences?

I went to the bank, **so** I forgot my bankcard.

I don't like carrots, **nor** do I like peas.

I went to the shop **yet** bought some milk.

Wednesday 10th September 2025

TBAT: use coordinating conjunctions



## Independent

Write these sentences in your book, adding a suitable coordinating conjunction. Remember to use your purple pen.

1. I wanted to play outside, \_\_\_\_\_ it started to rain.
2. We can go to the park, \_\_\_\_\_ we can stay at home.
3. She likes apples, \_\_\_\_\_ she doesn't like bananas.
4. He didn't bring his homework, \_\_\_\_\_ did he bring his reading book.

## Challenge

Write 2 of your own sentences that include a coordinating conjunction you haven't used yet.

Wednesday 10th September 2025

Times tables – 9.20am - 9.30am

10/09/2025

## 6 Times table BINGO

- Draw a grid like this on your whiteboard/scrap paper
- Write 9 numbers from the 6 times table on your bingo grid.  
(Choose from 6 to 72)
- Your teacher will call out multiplication questions like:  
"What is  $2 \times 6$ ?"
- If you have the answer (e.g. 12) on your grid, cross it off.
- When all 9 numbers on your grid are crossed off, shout "BINGO!"


[6 Times Table Song \(Cover of Shake It Off by Taylor Swift!\)](#)

= 6

= 12

= 18

= 24

= 30

= 36

= 42

= 48

= 54

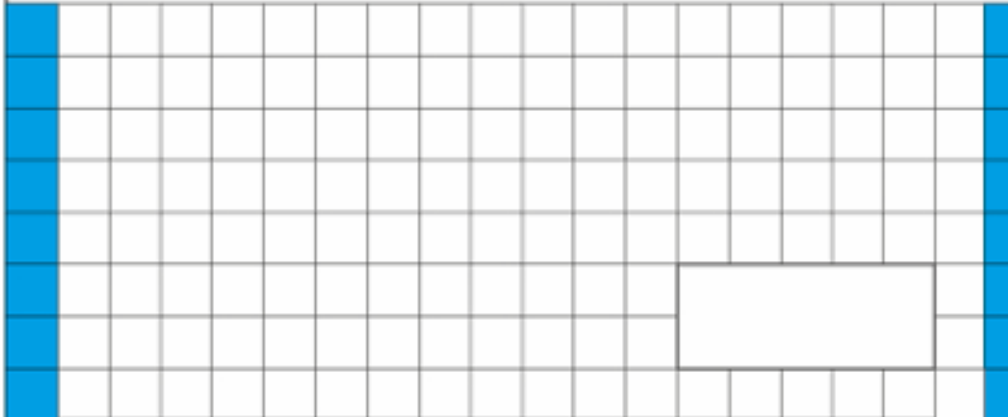
= 60

= 66


= 72

TBAT: add 3-digit numbers.

1.  $2 \times 8 =$



2.  $342 + 564 =$



Complete the number track.

6,100		6,200	6,250	6,300
-------	--	-------	-------	-------

10/09/2025

TBAT: add 3-digit numbers.

3 in 3- ANSWERS

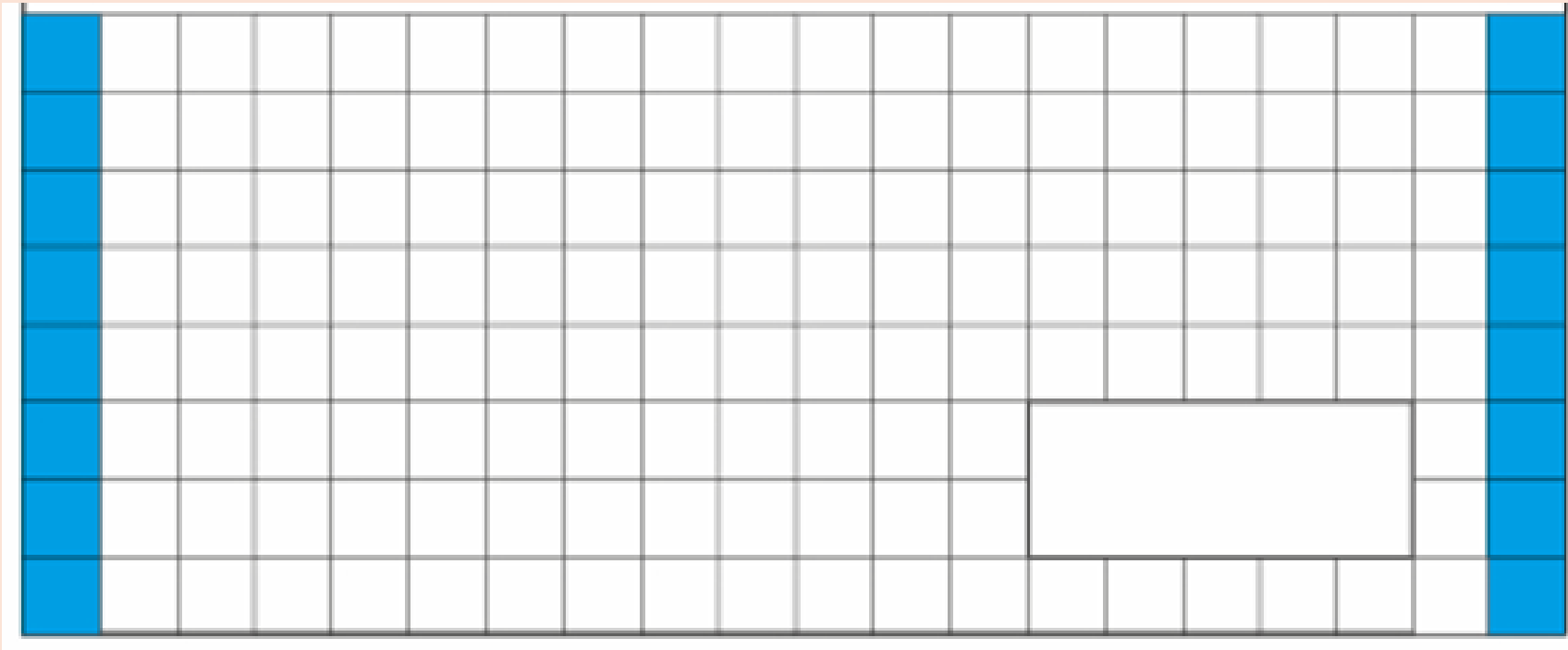
1.  $2 \times 8 = 16$

2.  $342 + 564 = 906$

3. £0.40

Challenge

6150





10/09/2025

TBAT: add 3-digit numbers.

Daily 10 - Mental Maths Challenge -  
Topmarks

Level 4- 6 times tables

Key Vocabulary

Add

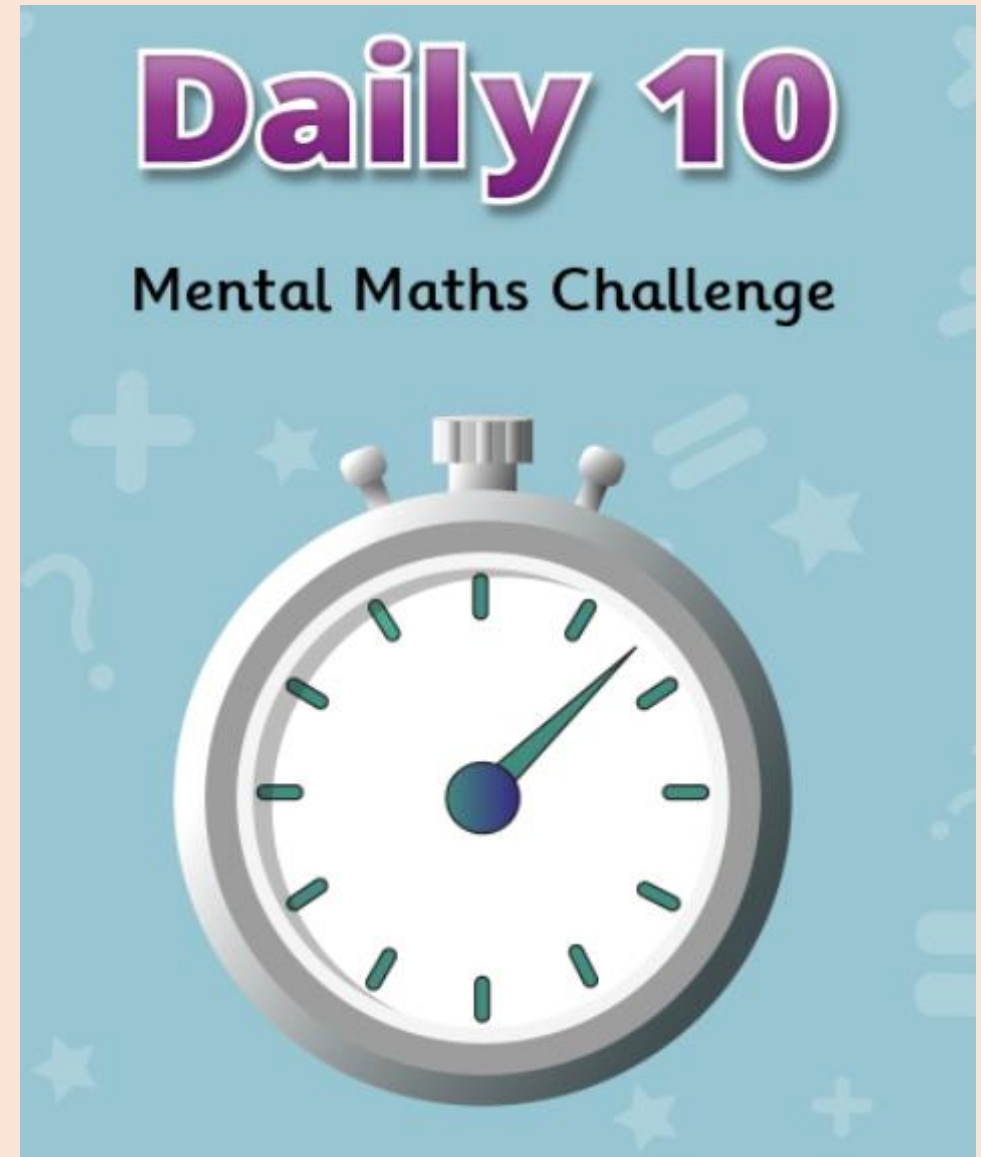
Addition

Hundreds

Tens

Ones

Bridging/carry across



10/09/2025

TBAT: add 3-digit numbers.

### Partner Talk

Discuss how you could solve the following questions.

	2	8	6
+	1	5	5
<hr/>			
<hr/>			

$$\begin{array}{r} 571 \\ + 269 \\ \hline 272 \\ \hline \hline \end{array}$$

Challenge: I know one of my numbers is 252. How many more do I need to add to reach my answer of 402. Explain your working out to your partner.

10/09/2025

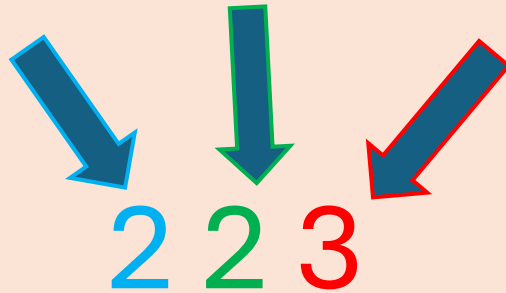
TBAT: add 3-digit numbers.

How do we work out this calculation?

$$283 + 155 =$$

Whiteboards !!!!!

**Hundreds Tens Ones**



$$\begin{array}{r} 283 \\ + 155 \\ \hline 378 \end{array}$$

$$3 + 5 = 8$$

$$8 + 5 = 7$$

$$3 + 1 = 3$$

**Step 1: Write the numbers in columns**

- Line up the digits by place value
- Add your symbol (+)
- Draw a line under the numbers using a ruler.

**Step 2: Add the ones column.**

**Step 3: Add the tens column.**

**Step 4: Add the hundreds column.**


10/09/2025

TBAT: add 3-digit numbers.

How do we work out this calculation?

$$489 + 153 =$$

**Hundreds Tens Ones**



$$\begin{array}{r} + 153 \\ \hline 642 \end{array}$$

1 1

$$9 + 3 = 12$$

$$8 + 5 = 13 (+1) = 14$$

$$4 + 1 = 5 (+1) = 6$$

If the total is 2 digits, carry the extra digit to the next column.  
Always line up digits by place value: ones, tens, hundreds.

10/09/2025

TBAT: add 3-digit numbers.

How do we work out this calculation?

$$201 + 123 + 345 =$$

**Hundreds Tens Ones**



2 0 1

+ 1 2 3

3 4 5

---

6 6 9

$$1 + 3 + 5 = 9$$

$$0 + 2 + 4 = 6$$

$$2 + 1 + 3 = 6$$

10/09/2025

TBAT: add 3-digit numbers.

### Independent

Answer the following questions in your book.

Blue

1)

	1	0	9
+	7	7	5
<hr/>			
<hr/>			

2)

	729
+	662
	242
<hr/>	
<hr/>	

Green

1)

	3	1	8
+	5	6	5
<hr/>			
<hr/>			

2)

	793
+	621
	544
<hr/>	
<hr/>	

Challenge: The answer is 547. I add 124 and 246 together.  
Which other number do I need to add to reach the answer?

10/09/2025

TBAT: add 3-digit numbers.

## Independent

Use the **column method** to add the following numbers.

1.  $254 + 365 =$

2.  $478 + 210 =$

3.  $624 + 282 =$

4.  $669 + 245 =$




5.  $247 + 101 =$

6.  $521 + 225 + 234 =$

RP: Micky has a bag of sweets that contains 258 sweets. Jess has a bag that contains the same amount. Lauren says she has more sweets than both Micky and Jess because her bag contains 520. Is she correct? Explain your answer.

## Challenge

6. Which digits could be hidden underneath the splats? Investigate two calculations.

	1		4
+	5	6	
<hr/>			
	7		3
<hr/>			
	1	1	

## Mastery Challenge

9a. Which calculation is the odd one out?

A.	?	
	three hundred and eighty-eight	534
B.	?	
	three hundred and thirty-nine	six hundred and three
C.	?	
	641	two hundred and eighty-one

Explain your answer.

Wednesday 10th September 2025

TBAT: recognise the features of a diary extract.

3 in 3

51BC

Dear Diary,

Only three moons have passed since the beginning of my eighteenth year but the most awful event happened today – father died! He was not ill but he has passed into the next life. Even the temple medicine men are unsure as to why. Later, we will organise a grand funeral for father that will last for days.

Earlier, I overheard the members of the court discussing what is to happen. They say that I am to rule the empire with my younger brother, Ptolemy. I do not know how to lead people and I certainly don't want to have to do it with my immature brother. Egypt is such a rich and powerful country. I am nervous about ruling it but I would rather do so alone.

Tomorrow, I will talk to the court to tell them my plan.

Forever,

Queen Cleopatra

1. Find and copy a fronted adverbial.

2. Which adjective does Cleopatra use to describe her younger brother?

3. What was the most awful event which happened today?

Challenge - Can you replace the fronted adverbials for more exciting adverbials?



Wednesday 10th September 2025

TBAT: recognise the features of a diary extract

## Turn and talk

**Blue** - What features of a diary can you remember from Year 3?

**Green** - What were the main events from "Roman Invasion" Chapters 1 and 2?

**Challenge** - How do you think Brand is feeling in the story so far?

Wednesday 10th September 2025

TBAT: recognise the features of a diary extract

## **Writing a diary entry**

When you write a diary entry you are writing about a day in the life of a real person or character.

The diary entry needs to sound as if the person or character has written it so it needs to be written from their point of view.

It also needs to be exciting and interesting to read. Let's look at the main features.

Wednesday 10th September 2025

TBAT: recognise the features of a diary extract

## Features of a diary - First person

When you write a diary entry, you are writing as **yourself** or as the person the diary belongs to. That means you use **first person**, which is when you say “**I**,” “**me**,” “**my**,” and “**we**.”

**For example:**

 *"I went to the park and had so much fun!"*

Think of a diary like you're talking to a special friend (your diary) about your day. You write about:

- What **you** did
- How **you** felt
- What **you** thought

Wednesday 10th September 2025

TBAT: recognise the features of a diary extract

## Features of a diary – date and time

When you write a diary entry, the date and time of the entry is usually written at the top, like this:

17<sup>th</sup> May 1349

*Dear Diary,*

*You would not believe what has happened in our village over the last few days! Somewhat horrifyingly, the deadly plague has arrived on our doorstep and is coming for us. Pestilence swept rapidly through our village since its arrival and I am starting to see horrendously gruesome and unspeakable things happening everywhere nearby.*

Wednesday 10th September 2025

TBAT: recognise the features of a diary extract

## Features of a diary – **past tense**


Diaries are usually written about an event that has already occurred so should be written in the **past tense**.

Which of these examples is written in the **past tense**?

- *Roman soldiers marched long distances to reach new lands.*
- *Roman soldiers wear strong armour to protect themselves in battle.*

Wednesday 10th September 2025

TBAT: recognise the features of a diary extract



## Features of a diary – **chronological order**

In a diary we usually write about the events of our day in the order they happened.

We only include the most important or interesting events.

Which of these would you include in a diary?

I ate breakfast.

We visited the most amazing museum.

An exhibit came to life!

We had to evacuate the museum.

I had a nap.

Wednesday 10th September 2025

TBAT: recognise the features of a diary extract

## Features of a diary – personal emotions and feelings

A diary is usually a secret place to write the truth about how you feel about what has happened to you in the day.

In a diary you might include feelings, hopes or fears that you wouldn't want anyone to know about.

Look at the examples below.

Dear Diary,

Today, I am **so tired** after marching for hours under the hot sun. My armour feels heavy, and **my feet ache**, but **I am proud** to be part of the Roman army. **I feel nervous** about tomorrow's battle, yet I know **I must be brave** for Rome.

Wednesday 10th September 2025

TBAT: recognise the features of a diary extract

## Features of a diary – time conjunctions

A diary is usually describing lots of events. To make sense of when these events happened, it is helpful to include **time conjunctions and adverbials**. If we just use one word such as ‘then’ to link the events in our diary it can get very boring!

Look at the example below. Can you identify the time conjunctions and adverbials that have been used?

Later, we will organise a lavish funeral for father that will last for days, with plenty of music as he would have wanted.

After hearing the news of my father’s death, I overheard the members of the court discussing what is to happen.



Wednesday 10th September 2025

TBAT: recognise the features of a diary extract

**Read the diary extract and use the key to highlight all the features you can find.**

**Key**

First person

date and time

past tense

chronological order

personal emotions and feelings

time conjunctions

10th September, early morning

Dear diary,

Today began with a bitter chill in the air. I woke before the sun rose, and I could see my breath as I stood guard along the wall. First, I marched with my cohort to check the fort gates, and then we carried supplies to the storehouse. After that, we trained with our shields and spears in the yard.

Later in the afternoon, the weather turned worse, and the rain soaked my cloak until I could hardly feel my hands. Even so, we were ordered to continue patrols. I felt tired and longed for the warmth of my home in Rome, yet I knew I had to stay strong for my brothers in arms.

Finally, as evening arrived, we lit the fires and shared bread and stew. I felt a little comfort as we laughed together, though my heart still ached with loneliness. Tomorrow, I will rise again to serve the Empire, whatever the weather may bring.

Wednesday 10th September 2025

TBAT: recognise the features of a diary extract

**10th September, early morning**

Dear diary,

Today began with a bitter chill in the air. I woke before the sun rose, and I could see my breath as I stood guard along the wall. First, I marched with my cohort to check the fort gates, and then we carried supplies to the storehouse. After that, we trained with our shields and spears in the yard.

Later in the afternoon, the weather turned worse, and the rain soaked my cloak until I could hardly feel my hands. Even so, we were ordered to continue patrols. I felt tired and longed for the warmth of my home in Rome, yet I knew I had to stay strong for my brothers in arms.

Finally, as evening arrived, we lit the fires and shared bread and stew. I felt a little comfort as we laughed together, though my heart still ached with loneliness. Tomorrow, I will rise again to serve the Empire, whatever the weather may bring.

Wednesday 10th September 2025

TBAT: explain who Guru Nanak was and describe his journeys as a guru.

## Lesson 1 Keywords

Repeat after me...

**guru**

a spiritual teacher

**Guru Nanak**

is considered the first Sikh guru

**Sikh**

a learner and follower of the Sikhi religion

Wednesday 10th September 2025

TBAT: explain who Guru Nanak was and describe his journeys as a guru.

## **What is a guru?**

In many traditions, a **guru** is someone who helps them learn and grow.

A **guru** isn't just a teacher in a classroom. A **guru** is someone who shows them the right path, helps them understand important lessons and leads them to be their best selves.

The word 'guru' comes from the ancient language of Sanskrit, where it means 'one who removes darkness'.

## **Turn and talk**

What does that mean? 'One who removes darkness'?

Wednesday 10th September 2025

TBAT: explain who Guru Nanak was and describe his journeys as a guru.

Sikhs believe that there were **10 gurus** who came to the world to give God's teachings to human beings.

**Guru Nanak** was the first **guru** and founder of the **Sikhi** religion, and his teachings are still followed by many **Sikhs** around the world.

**Guru Nanak** wanted everyone to be treated equally, and he showed people that love and kindness are the most important things in the world.



**Guru Nanak**

Wednesday 10th September 2025

TBAT: explain who Guru Nanak was and describe his journeys as a guru.

**Turn and talk**

**BLUE** partners- Who was Guru Nanak?

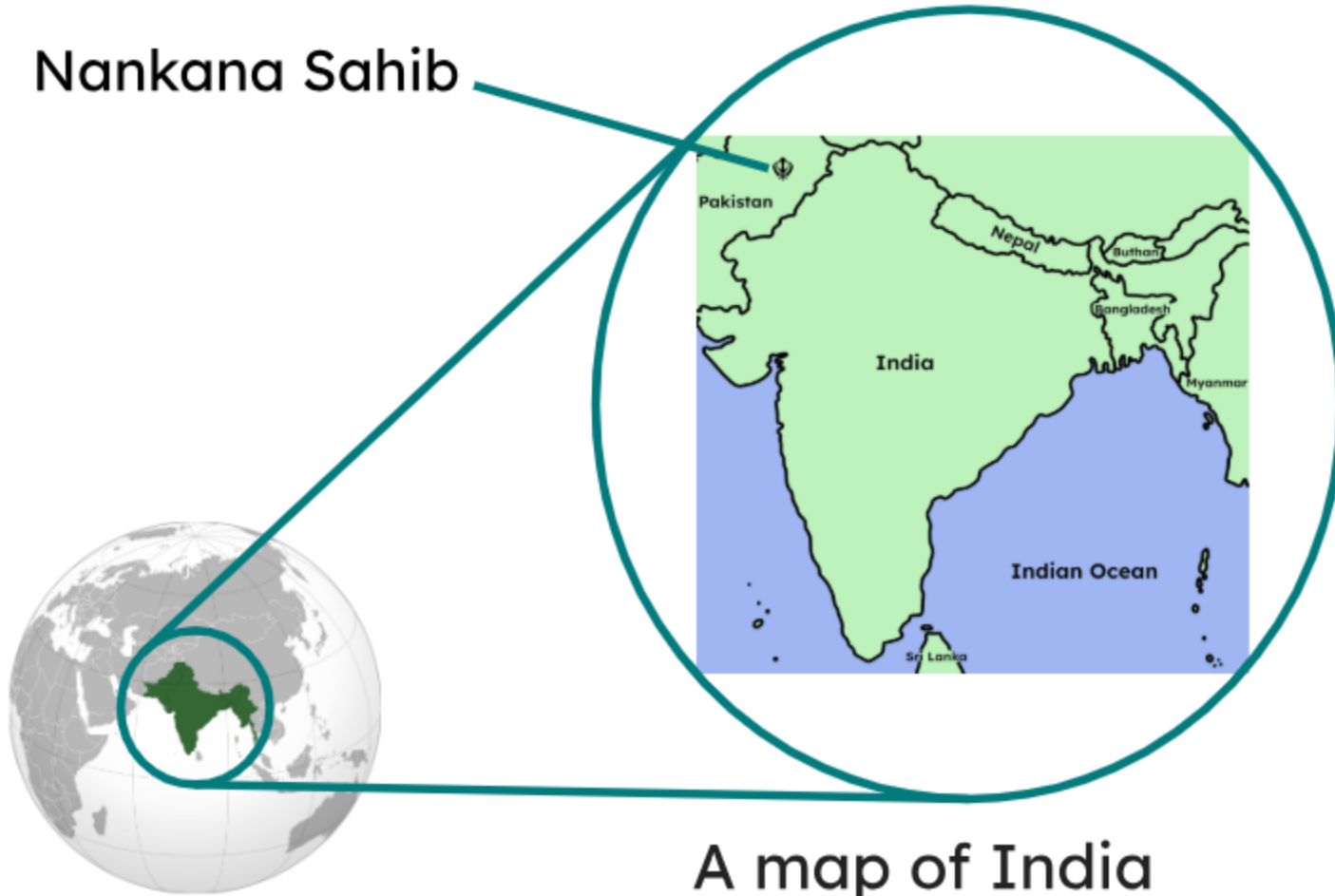
**GREEN** partners- Why is he important to Sikhs?

Wednesday 10th September 2025

TBAT: explain who Guru Nanak was and describe his journeys as a guru.

## When and where did Guru Nanak live?

Nankana Sahib



**Guru Nanak** was born in 1469 CE in a village in northern India called Talwandi. Today, the town is called Nankana Sahib and is in Pakistan.

A map of India



Wednesday 10th September 2025

TBAT: explain who Guru Nanak was and describe his journeys as a guru.



Video link: [Who was Guru Nanak? - BBC Bitesize](#)

## Fill in the blanks

\_\_\_\_\_ disappeared for \_\_\_\_ days and when he returned, he began to preach the \_\_\_\_\_ faith.



Wednesday 10th September 2025

TBAT: explain who Guru Nanak was and describe his journeys as a guru.

After this, **Guru Nanak** decided to spend the rest of his life teaching people.

From this time on, he was known as **Guru Nanak** and he called himself 'Nanak Das', which means '**Nanak** the servant of God'.

He then travelled to many places to spread his teachings.



**Guru Nanak**

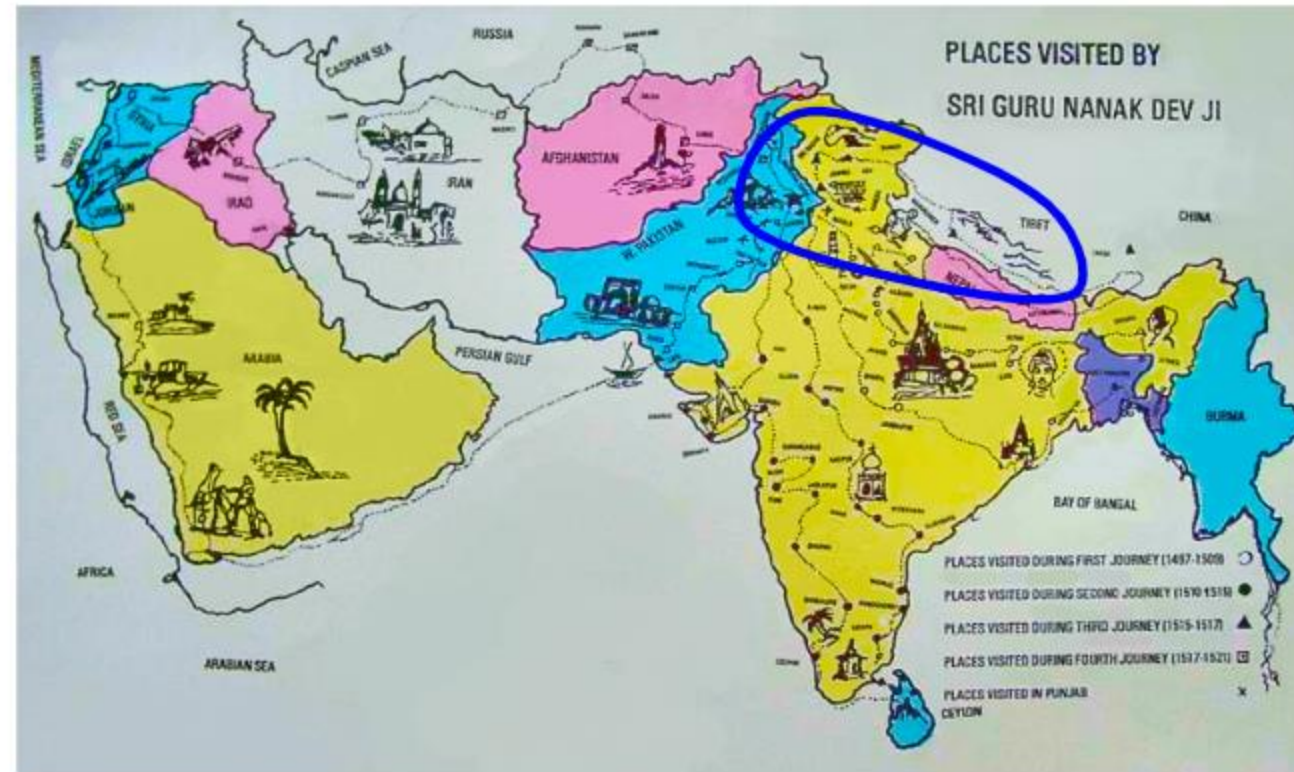
Wednesday 10th September 2025

TBAT: explain who Guru Nanak was and describe his journeys as a guru.

## What did Guru Nanak do?

**Guru Nanak's first journey** took him to the north, including places like Tibet and Nepal.

He travelled to spread the message of truth, peace and the oneness of God.



1st journey

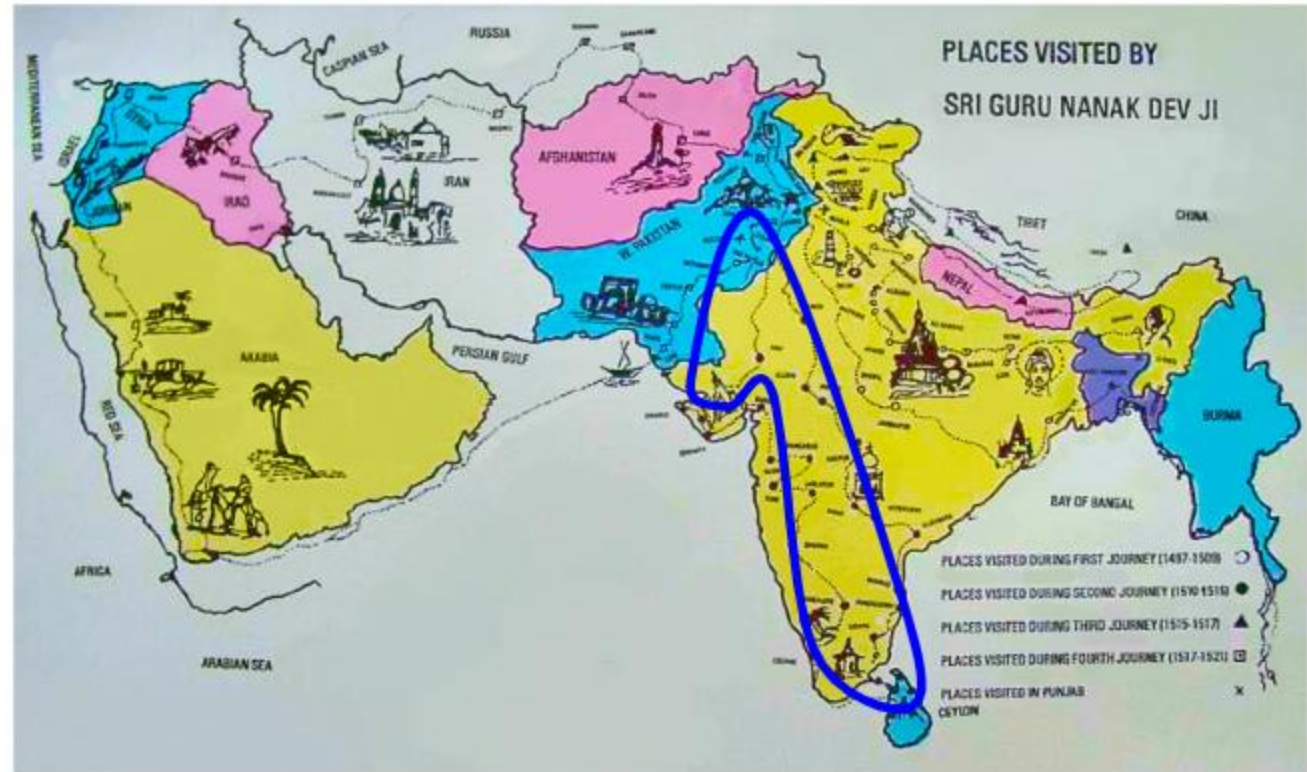
← Nepal and Tibet →

Wednesday 10th September 2025

TBAT: explain who Guru Nanak was and describe his journeys as a guru.

His second journey took him to the south, to Sri Lanka.

He spread the idea that all people should live with compassion and love for one another.



1st journey

2nd journey

Nepal and Tibet

Sri Lanka

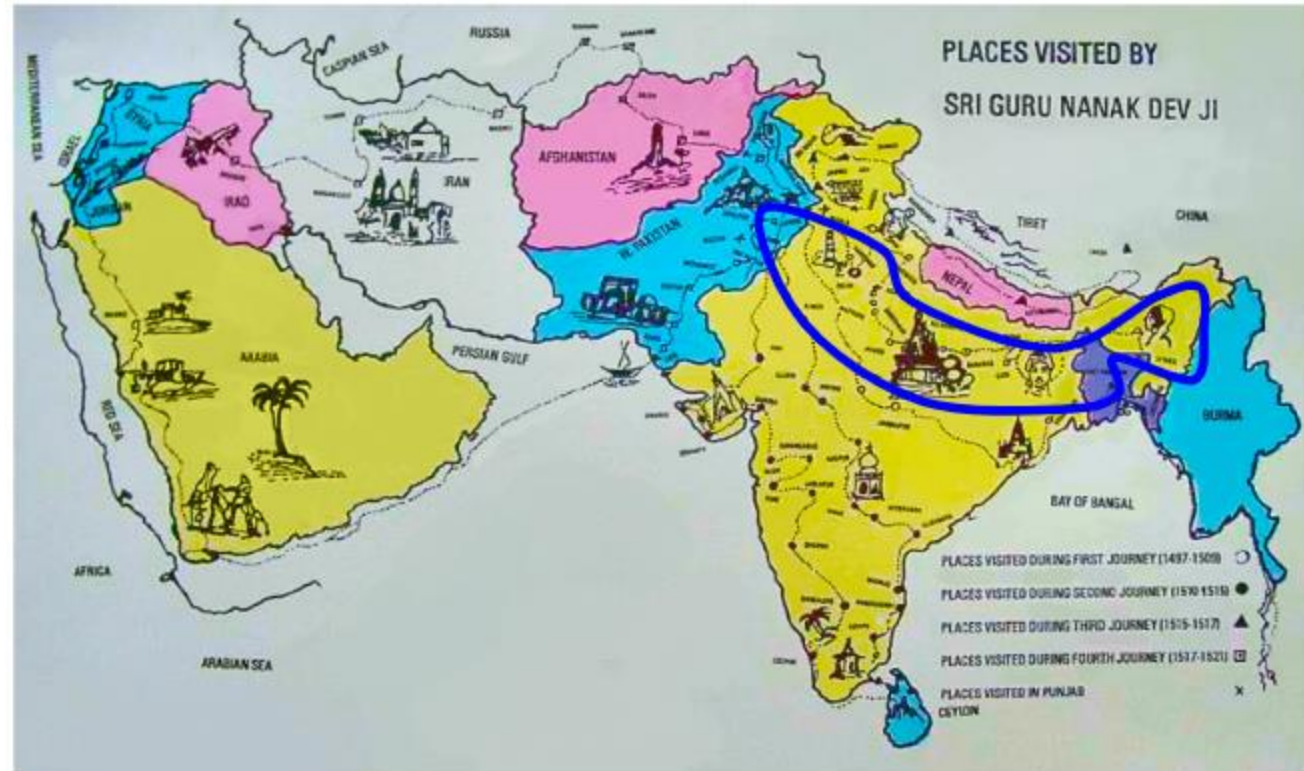


Wednesday 10th September 2025

TBAT: explain who Guru Nanak was and describe his journeys as a guru.

**Guru Nanak's** third journey took him to the east of India.

He visited sacred places, teaching people to remember God, live honestly and share with others.



1st journey

2nd journey

3rd journey

Nepal and Tibet

Sri Lanka

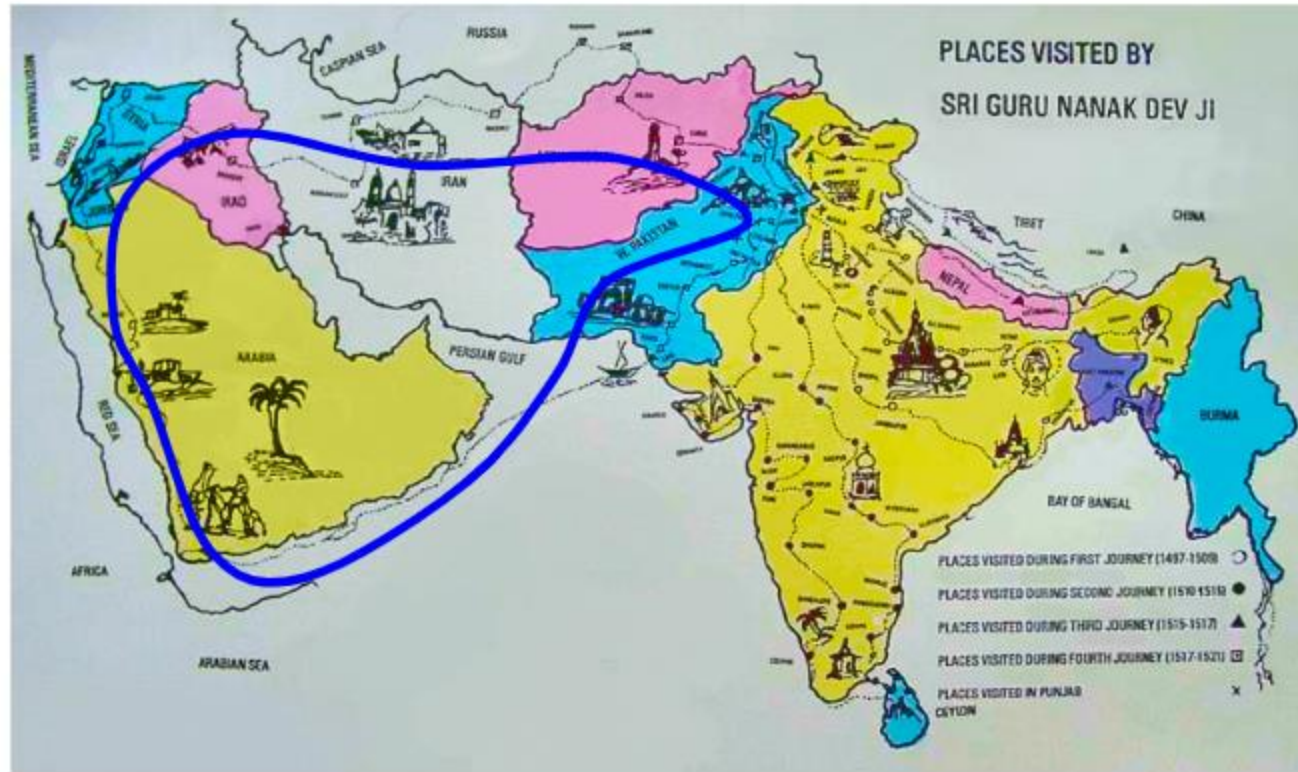
East of India

Wednesday 10th September 2025

TBAT: explain who Guru Nanak was and describe his journeys as a guru.

**Guru Nanak's** fourth journey took him to the west, to places like Makkah, Medinah and other parts of the Middle East.

There, he taught that all religions are equal.



1st journey

2nd journey

3rd journey

4th journey

Nepal and Tibet

Sri Lanka

East of India

Middle East

Wednesday 10th September 2025

TBAT: explain who Guru Nanak was and describe his journeys as a guru.

Write In full sentences, using the sentence starters provided. You **MUST** use the key words provided below.

Task A: Who was Guru Nanak?

Explain who Guru Nanak is and why he is important to Sikhs.

Use the key words: guru, Guru Nanak, Sikh.

Guru Nanak was \_\_\_\_\_.

He is important to Sikhs because \_\_\_\_\_.

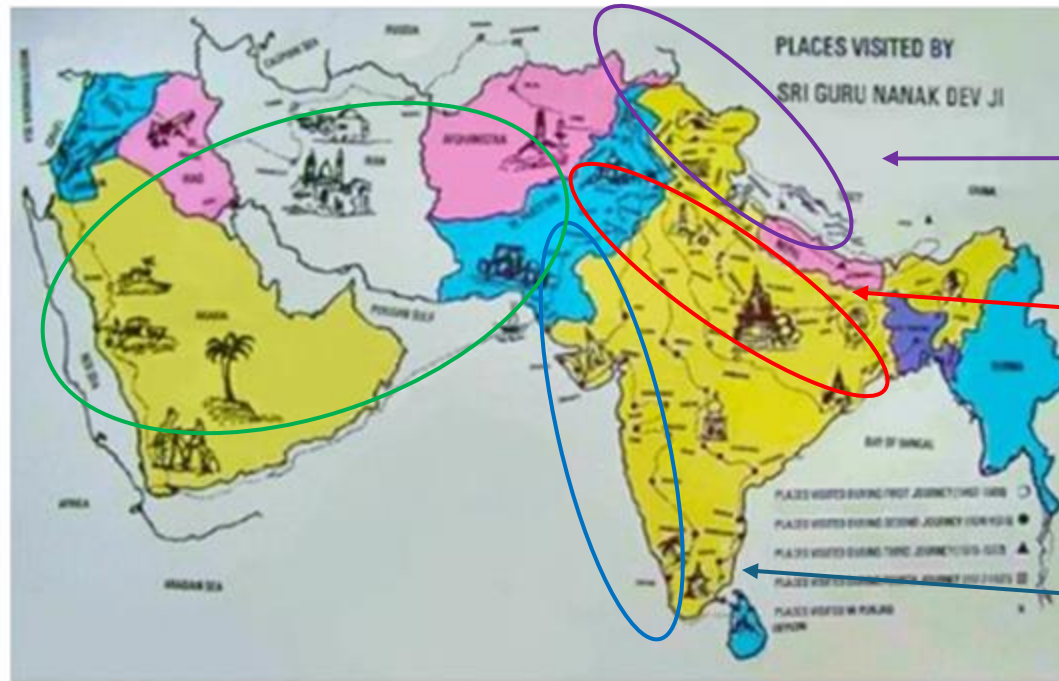
Wednesday 10th September 2025

TBAT: explain who Guru Nanak was and describe his journeys as a guru

- 1) Circle the places Guru Nanak visited.
- 2) Draw arrows to those places using a **pencil** and **ruler**.
- 3) Label the places.

Middle East

Task B: Label the places Guru Nanak visited during his travels.



Nepal and Tibet


East of India

Sri Lanka



# Wednesday 10th September 2025

## TBAT: develop an understanding of how to defend within the rules of the game.



### Knowledge Organiser

#### Rugby Year 4

#### About this Unit

Rugby is an invasion game. An invasion game is a game where two teams play against each other. You invade (enter) the other team's space to try to score goals.

Rugby was created in 1823 at Rugby School, when William Webb Ellis, one of the pupils there, picked up the ball whilst playing football and began running towards the opposition's goal. In 1871, the first international game was played and rugby is now played all over the world.

#### Invasion Games Key Principles

attacking	defending
score goals	stop goals
create space	deny space
maintain possession	gain possession
move the ball towards goal	

Rugby balls are different to most other balls because of their 'egg shape'. The balls were made using rubber tubes which because of their flexibility became oval by accident!

Can you think of any other invasion games that share these principles?

#### Key Vocabulary

**accelerate:** speed up  
**delay:** to slow an object or player  
**dodge:** change direction quickly, often used to lose a defender or avoid being caught  
**forward pass:** when the ball is passed in the direction of a team's try line  
**gain:** get possession of the ball  
**invasion:** a game of two teams who invade each other's space to score goals  
**limit:** to reduce  
**offside:** when a tag is made, all defending players must get into an offside position. Offside is in front of the ball carrier, offside is behind the ball carrier.  
**onside:** when the defender is in front of the ball carrier  
**option:** possible choices  
**pitch:** the space used for a tag rugby game  
**possession:** to have  
**supporting:** being an option for the person with the ball  
**tournament:** a competition of more than two teams  
**track:** to move your body to get in line with a ball that is coming towards you  
**try:** the name of a point scored by placing the ball over the try line

#### Ladder Knowledge

**Sending & receiving:**  
Cushioning a ball will help you to control it when catching it.

**Space:**  
Moving into space will help your team keep possession and score goals.

**Attacking and defending:**  
As an attacker run to the try line if there is a clear path. Pass when a teammate is free and in good space. As a defender track a player to stop them from being an option. Try to tag the ball carrier.

#### Movement Skills

- throw
- catch
- run
- change speed
- change direction

#### Rules

**Tagging:**

- Players wear two tags, one on each side.
- Players cannot push off a defender when they are attempting to go for a tag and cannot spin around, guard or shield tags in any way.
- Once you have tagged, stand still, shout 'tag,' followed by the number tag it is e.g. 'tag two' then give the tag back. The attacker has 3 seconds to pass then must place the tag back on their belt before re-joining the game. If the defending team make three tags in one attacking play, they gain possession. A player cannot be tagged when taking a free pass.

**Forward pass:**

- Forward passes are not allowed, the ball must be passed sideways or backwards.
- If a team uses a forward pass (any pass where the ball travels in the direction of the team's scoring/try line), a free pass is given to the non-offending team.

**Offside:**

- When a tag is made, all defending players must get into an offside position.
- Offside is in front of the ball carrier, offside is behind the ball carrier.
- Defenders must be three big steps in front of the ball carrier after a tag has been made and are not allowed to intercept or block the pass after a tag is made.

#### Tactics

Using tactics will help your team to maintain possession and score or deny space, gain possession and stop goals.

#### Healthy Participation

- Make sure any unused equipment is stored in a safe place.
- Tag rugby is non-contact.

If you enjoy this unit why not see if there is a rugby club in your local area.

How will this unit help your body?  
agility, balance, co-ordination, speed, stamina

#### Home Learning

Find more games that develop these skills in the Home Learning Active Families tab on [www.getset4education.co.uk](http://www.getset4education.co.uk)

#### The Rescuer

**What you need:** a marker e.g. a cushion, an object e.g. a teddy bear and a partner.

**How to play:**

- Place your marker down to indicate the start and finish spot.
- Place your object 10m away.
- One person, the rescuer, begins on the start marker, partner begins three big steps away. Rescuer attempts to reach the object and bring it back to the marker without being tagged by your partner.
- If tagged, the rescuer must go back to the start marker to try again.
- Have three attempts then change roles.

[www.getset4education.co.uk](http://www.getset4education.co.uk)

Head to our youtube channel to watch the skills videos for this unit. @getset4education136



Wednesday 10th September 2025

TBAT: develop attacking skills to move towards goal

You have 4 MINUTES to get changed into your full PE kit.

1st- receive 5 marbles

2nd- receive 4 marbles

3rd- receive 3 marbles

4th- receive 2 marbles

5th- receive 1 marble

4 min timer

<https://youtu.be/uW7DCSR4h4E?si=8f8JhD8rlWDqTCF8>

Please collect the marbles from your own classroom.

Wednesday 10th September 2025

## Turn and talk:

What did we do in Yesterday's PE lesson?

What skills did you learn?



**Key Points**

- Hold the tag in the air and shout 'tag'.
- Return the tag to the player.



00:05 Get Set 4 Education 00:07

Press this link to watch the 'tagging' video:

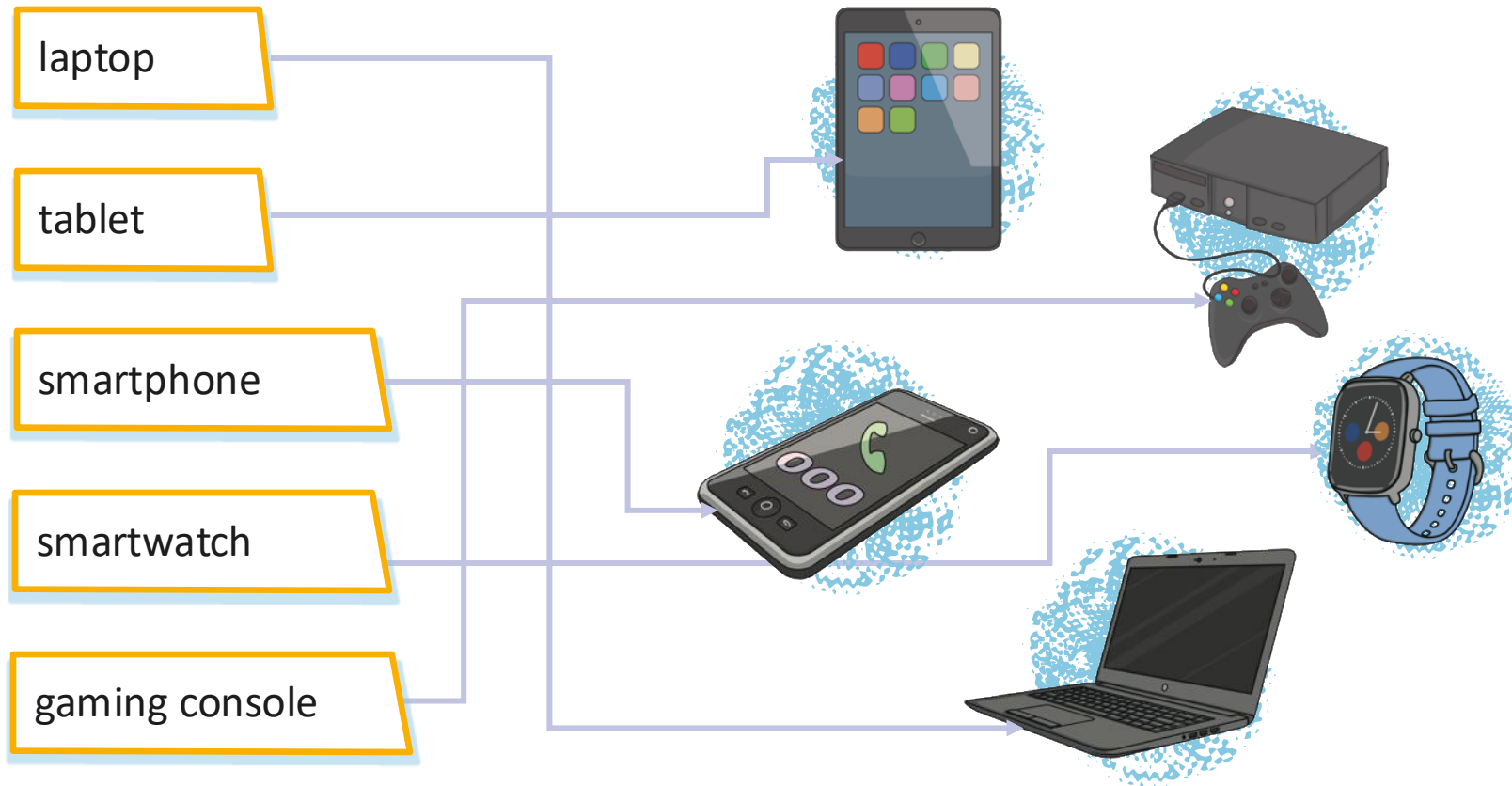
[Get Set 4 PE - Resource File for Tagging](#)

Wednesday 10th September 2025

TBAT: understand how to be responsible online.

# Digital Communication Devices

Can you identify each communication device? Click on the name to match it to the image.



# Being Respectful Online

## What is respect?

Respect is a way of treating someone or something. It could be appreciating someone for something that they have done. It could also be accepting somebody for who they are and accepting their differences from you. Respect is also something you should have for yourself.

Being respectful to others can build relationships, make relationships stronger and can develop a sense of trust between people.

When we are communicating with others, we must be respectful. This can be difficult when we are communicating online because with some online communication methods, you cannot see facial expressions or hear someone's tone of voice. Therefore, words can be misinterpreted very easily.



# Digital Footprint

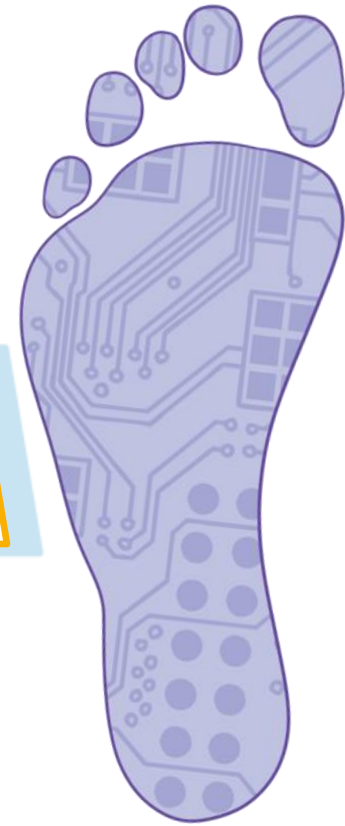
Talk partners.

What do you think a digital footprint is?

Your digital footprint is a record of everything you do online. This can be with any device connected to the Internet.

Your digital footprint includes all your online activity, such as:

- 👣 the websites or web pages you visit
- 👣 the searches you make on search engines
- 👣 every like or comment on social media
- 👣 any downloads you make



Anyone who uses the Internet has a digital footprint. A digital footprint is not something to worry about but it is something to keep in mind. This means that for any conversation you have online there is evidence of it, even if you delete it. This is why it is so important to be respectful and kind online.

# Good Digital Citizenship

A digital citizen is someone who uses the Internet in an effective and safe way.

So, how can we have good digital citizenship? Read the statements below and decide whether you think each statement is an example of good digital citizenship or not.

having the same password as your friends

sharing personal information

commenting unkind messages onto someone's photo

being respectful to everybody online

reporting any rude or inappropriate behaviour to a trusted adult

accessing age-appropriate websites, social media and game platforms

keeping passwords safe and secure

posting a photo or video of someone else without their permission

having maximum privacy on all social media

believing everything that is written online to be true

sharing someone else's posts that you haven't read but all of your friends have shared it


**Good Digital Citizenship**



**Not Good Digital Citizenship**



# Online Risks



Match the definition to the correct online risk.

A message trying to sell you products or persuade you to visit their website.	
People logging onto a site pretending to be you.	
People sending unkind or nasty messages.	
A nasty program that can damage your computer and files on it.	

identity fraud

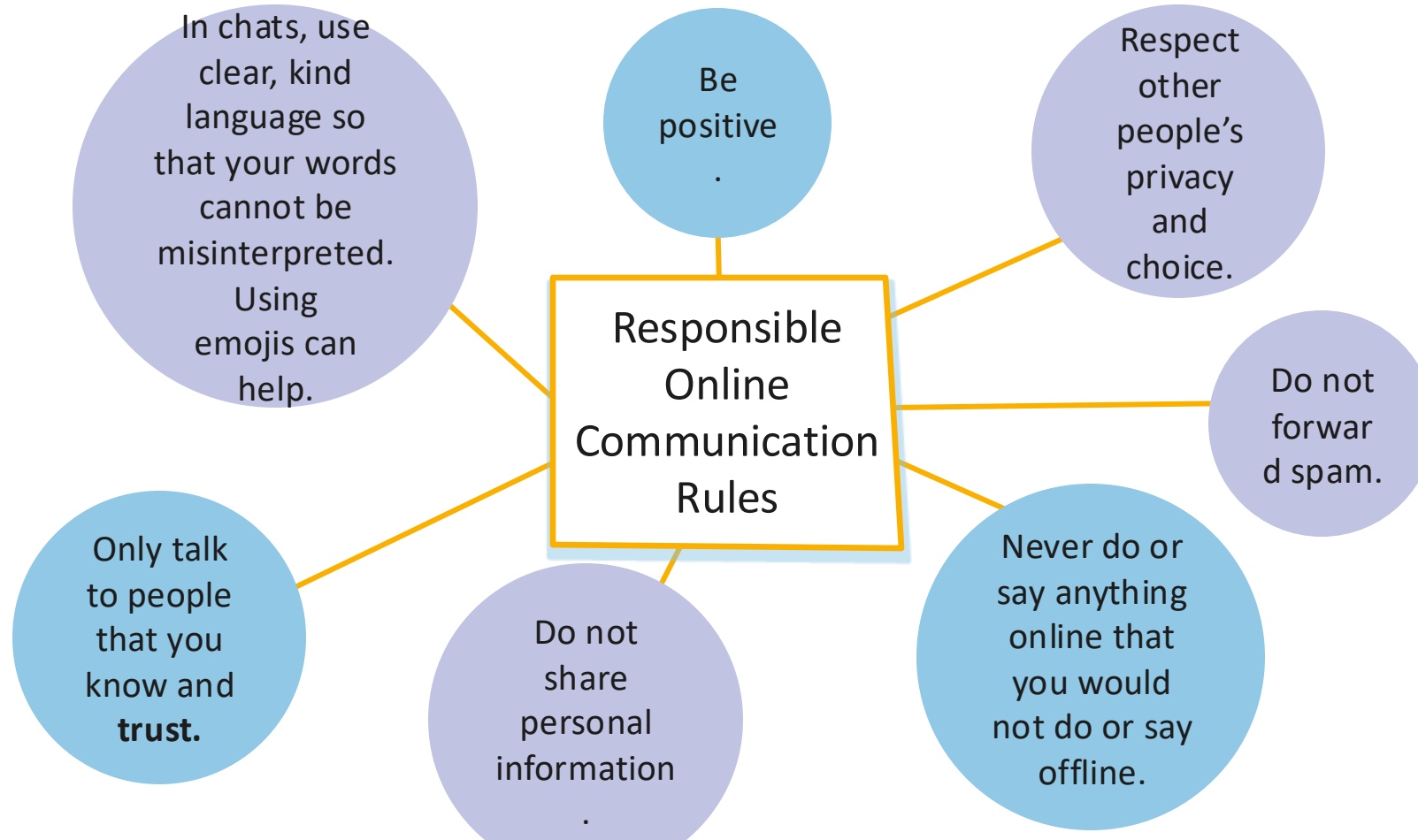
cyberbullying

spam

virus



# Responsible Communication Online Rules



Can you think of any more important rules to add?

# Responsible Communication Online

Being responsible online is extremely important.

Create a poster to share some of the information you have learnt from this presentation.

The poster could be about:

- Digital footprints
- Showing respect online
- Being a good digital citizen
- Online Communication Rules



## All Good Digital Citizens:

Protect private information for themselves and others

Respect themselves and others

Stay safe online

Stand up to Cyberbullying when they see it happening

Balance the time they spend online and using media

Respect copyright and intellectual property

Carefully manage their Digital Footprint



## Poster ideas

